



IGUANA BOOKMARK



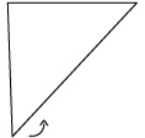
#RoadhouseInTheHouse

JUST FOR FUN!

It's a good time to curl up with a great book, but don't forget to mark your page!
Follow steps 1-7 to create your own critter bookmark!



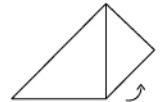
1. Fold over one corner to create a triangle.



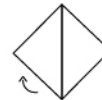
2. Next, rotate your triangle so the long edge is at the bottom.



3. Fold the lower right corner up to meet the top right angled corner.



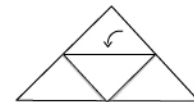
4. Repeat for the left side.





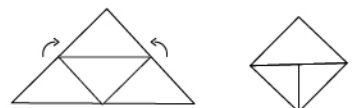
5. Fold these two back open.



6. Fold down a triangle on the top sheet ONLY.



7. Now fold the bottom left and right flaps up and tuck behind the flap you just created.



When your bookmark is done, draw and design it like Iggy the Iguana, or your favorite critter!